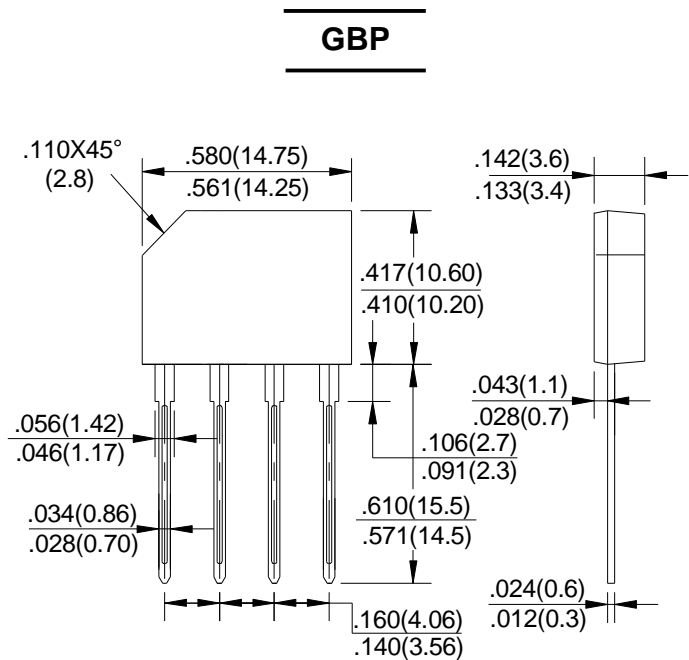


GLASS PASSIVATED BRIDGE RECTIFIERS

REVERSE VOLTAGE - 50 to 1000Volts
FORWARD CURRENT - 1.5 Amperes

FEATURES

- Surge overload rating -50 amperes peak
- Ideal for printed circuit board
- Plastic material has underwriters laboratory flammability classification 94V-0
- Mounting position: Any



MAXIMUM RATINGS AND ELECTRICAL CHARACTERISTICS

Rating at 25°C ambient temperature unless otherwise specified.

Single phase, half wave ,60Hz, resistive or inductive load.

For capacitive load, derate current by 20%

| CHARACTERISTICS | SYMBOL | GBP005 | GBP01 | GBP02 | GBP04 | GBP06 | GBP08 | GBP10 | UNIT |
|----------------------------------------------------------------------------------------|-------------------|-------------|-------|-------|-------|-------|-------|-------|------|
| Maximum Recurrent Peak Reverse Voltage | V _{RRM} | 50 | 100 | 200 | 400 | 600 | 800 | 1000 | v |
| Maximum RMS Bridge Input Voltage | V _{RMS} | 35 | 70 | 140 | 280 | 420 | 560 | 700 | v |
| Maximum DC Blocking Voltage | V _{DC} | 50 | 100 | 200 | 400 | 600 | 800 | 1000 | v |
| Maximum Average Forward Rectified Output Current @ T _A =50°C | I _(AV) | 1.5 | | | | | | | A |
| Peak Forward Surge Current 8.3ms Single Half Sine-Wave Super Imposed on Rated Load | I _{FSM} | 50 | | | | | | | A |
| Maximum Forward Voltage Drop Per Bridge Element at 1.5A Peak | V _F | 1.1 | | | | | | | v |
| Maximum Reverse Current at Rated DC Blocking Voltage Per Element | I _R | 10.0 | | | | | | | μA |
| Maximum Reverse Current at Rated DC Blocking Voltage Per Element T _J =100°C | I _R | 1.0 | | | | | | | mA |
| Operating Temperature Range | T _J | -55 to +150 | | | | | | | °C |
| Storage Temperature Range | T _{STG} | -55 to +150 | | | | | | | °C |

FIG.1-FORWARD CURRENT DERATING CURVE

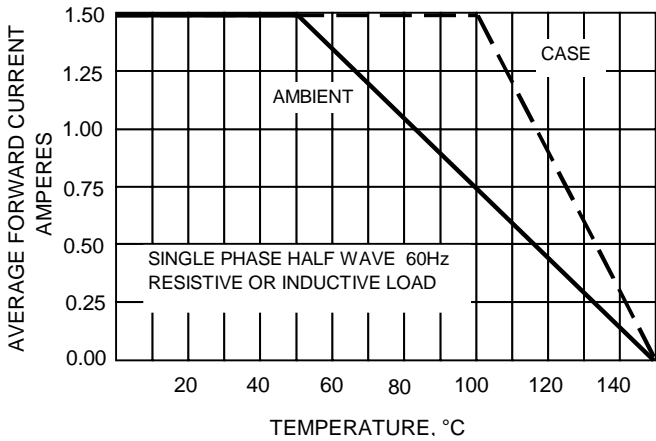


FIG.2-MAXIMUM NON-REPETITIVE SURGE CURRENT

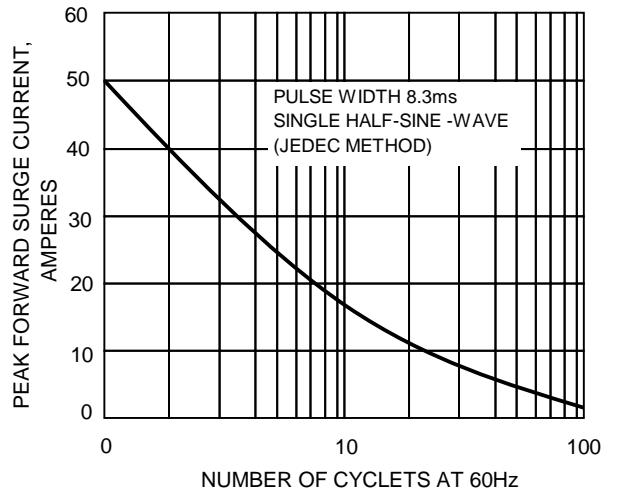


FIG.3-TYPICAL JUNCTION CAPACITANCE

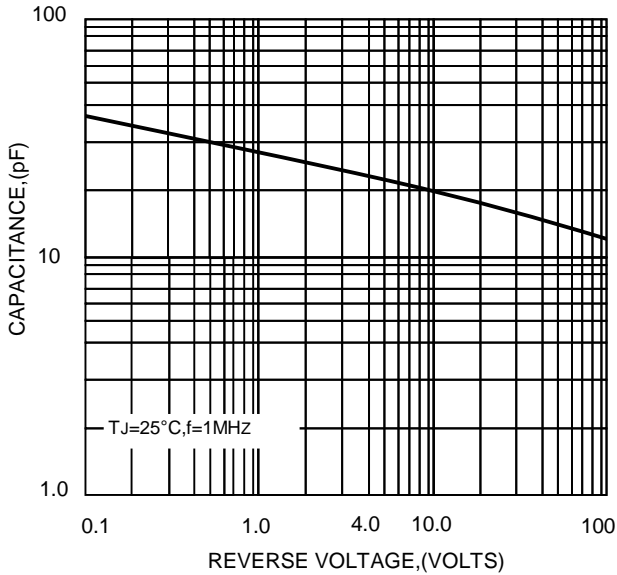


FIG.4-TYPICAL FORWARD CHARACTERISTICS

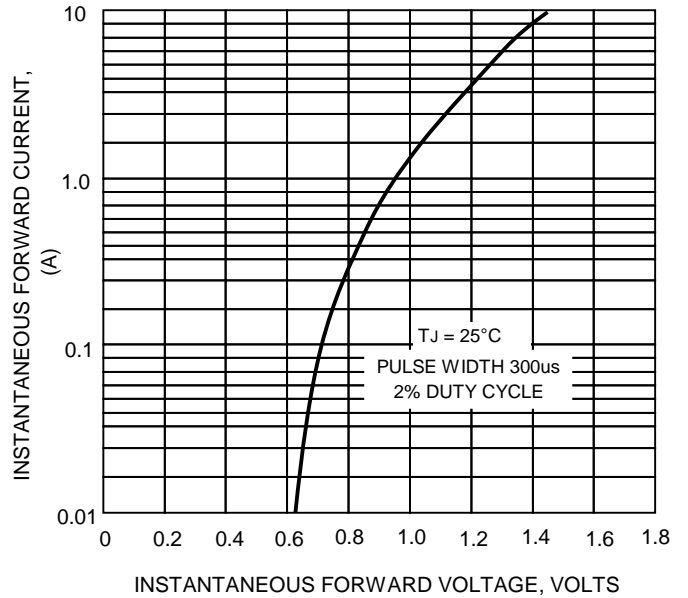


FIG.5-TYPICAL REVERSE CHARACTERISTICS

